

DESCRIPTION OF LINEAR TYPE TRAITS

1. **STATURE** Measures height at the hips. From 56" (= 5 points), each 1" difference shall change the score by 1 point.

- 1-Very Short 52" 5-Intermediate Height 56"
- 9-Very Tall 60"

2. **STRENGTH (Chest & Body)**

Measures chest depth and width, heart girth, and bone mass in relation to the rest of the cow.

- 1 - Very narrow & frail
- 5 - Intermediate width & strength
- 9 - Very wide & strong

3. **BODY DEPTH**

Measures overall depth primarily at the ribcage in relation to the rest of the cow.

- 1 - Extremely shallow
- 5 - Intermediate depth
- 9 - Extremely deep

4. **DAIRY FORM**

Structure includes evidence of milking ability, including cleanness, sharpness, openness of rib, flatness of bone, and length of neck.

- 1 - Very coarse & tight ribbed
- 5 - Intermediate sharpness, openness, & cleanness
- 9 - Very sharp, open ribbed, & clean cut

5. **RUMP ANGLE (Side View)**

Measures the degree of slope from hooks to pins.

- 1 - Pins higher than hooks - 2" reverse slope
- 4 - Pins level with hooks
- 6 - Ideal slope from hooks to pins - 2" slope
- 7 - Moderate slope - 4" slope
- 9 - Extreme slope - 6" slope

6. **THURL WIDTH**

Measures the width of thurls in relation to the rest of the cow.

- 1 - Extremely narrow at thurls
- 5 - Intermediate width at thurls
- 9 - Extremely wide at thurls

7. **THURL PLACEMENT**

Horizontal position of thurl between the pin bone and hook.

- 1 - Thurl at 20/80 - back too far
- 5 - Thurl at 40/60 - ideal placement
- 7 - Thurl at 50/50 - center
- 9 - Thurl at 80/20 - ahead too far

8. **REAR LEGS (Rear View)**

Scored as the animal walks or stands.

- 1 - Severe hocking in
- 6 - Moderate hocking in
- 8 - Straight tracking, parallel hind legs
- 9 - Slight hocking out

9. **REAR LEGS (Side View)**

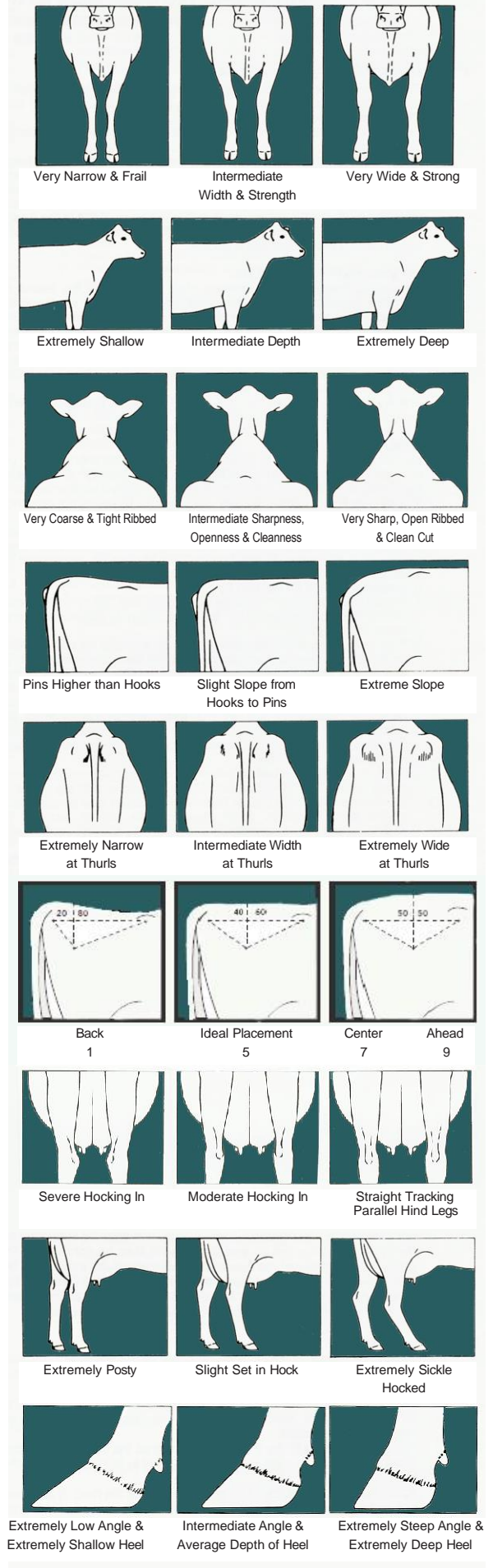
Scores the amount of set of the leg.

- 1 - Extremely posty
- 3 - Nearly straight in hock
- 5 - Slight set in hock - ideal
- 7 - Moderate set in hock
- 9 - Extremely sickle hocked

10. **FOOT ANGLE**

Measured on the first inch down from the hair line ($3^\circ = 1$ point).

- 1 - Extremely low angle - 33°
- 5 - Intermediate angle - 45°
- 9 - Extremely steep angle - 57°

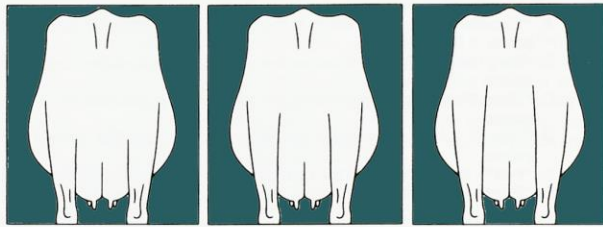




Extremely Loose, Weak or Broken Attachment

Strong Attachment

Extremely Tight & Strongly Attached



Extremely Low

Intermediate Height

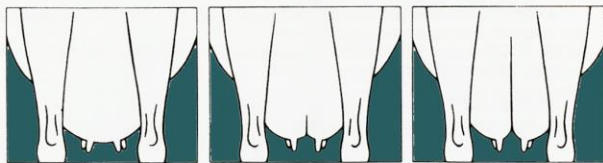
Extremely High



Extremely Narrow

Intermediate Width


Extremely Wide



Negative Cleft, Broken Support

Defined Halving and Cleft

Extremely Deep Cleft



Extremely Deep - Below Hock

Slightly Above Hock

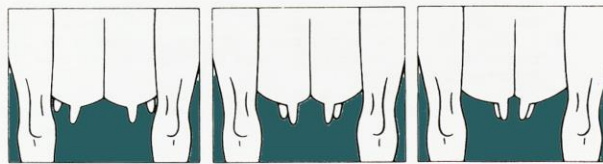
Extremely High - Shallow



Deep Rear Udder Tilted to Rear

Level Udder Floor Ideal


Deep Fore Udder Reverse Tilt



Base of Teats Extremely Wide

Placement Slightly Towards Outside

Base of Teats Extremely Close



Extremely Short

Intermediate Length

Extremely Long

11. FORE UDDER ATTACHMENT

Measures strength of the attachment of fore udder to body wall.

- 1 - Extremely loose, weak, or broken
- 3 - Very loose, weak
- 5 - Strong attachment
- 7 - Very strongly attached
- 9 - Extremely tight & strongly attached

12. REAR UDDER HEIGHT

Measured from the top of secretory tissue to the base of the vulva.

- 1 - Extremely low - 13+"
- 3 - Low - 11"
- 5 - Intermediate height - 9"
- 7 - High - 7"
- 9 - Extremely high - 5"

13. REAR UDDER WIDTH

Measured at the top of the crease between the leg and udder.

- 1 - Extremely narrow - 4½"
- 3 - Narrow - 6"
- 5 - Intermediate width - 7½"
- 7 - Wide - 9"
- 9 - Extremely wide - 10½"

14. UDDER CLEFT

Measures the depth of cleft of the udder (1/3" per point).

- 1 - Negative cleft, broken support
- 2 - Flat
- 3 - Slight cleft - 1/3"
- 5 - Defined halving & cleft - 1"
- 7 - Deep cleft - 1 2/3"
- 9 - Extremely deep cleft - 2 1/3"

15. UDDER DEPTH

Measured from the point of hock as viewed from the rear in relation to the floor of the udder (1" per point).

- 1 - Extremely deep - below hock - 2" below
- 3 - Level with the hock
- 5 - Slightly above hock - 2" above
- 7 - Floor well above hock - 4" above
- 9 - Extremely high - shallow - 6" above

16. UDDER TILT

Measures the levelness of the udder floor.

- 1 - Deep rear udder or tilted to rear
- 3 - Slightly tilted to rear
- 5 - Balanced - level floor
- 7 - Slightly tilted to front
- 9 - Deep fore udder or reverse tilt

17./18. FRONT/REAR TEAT PLACEMENT

Measures placement of front & rear teats on the quarter.

- 1 - Base of teats extremely wide
- 3 - Placement moderately toward outside (wide)
- 5 - Placement slightly toward outside
- 6 - Centrally placed
- 7 - Placement slight toward inside (close)
- 9 - Base of teats extremely close

19. TEAT LENGTH

From average of 2¼", a ¾" change adjusts score 2 points.

- 1 - Extremely short - ¾"
- 3 - Moderately short - 1½"
- 5 - Intermediate length - 2¼"
- 7 - Moderately long - 3"
- 9 - Extremely long - 3¾"

VI. LINEAR DESCRIPTIVE TYPE TRAITS

- A. Pictorial description and scale of linear type traits are presented in the center two pages of this brochure.
- B. Standards for linear descriptive type traits. Each trait is scored on a scale of 1 to 9.
- C. No consideration shall be given for age of animal nor stage of lactation.
- D. Management Trait - supplied by breeder, data not publishable; used only for sire evaluation.
 - 1. Milking Speed: scored on a scale of 1 to 8.
1 = slow 8 = fast

VII. CLASSIFICATION TRAITS

- A. There are five classification breakdown traits as described in the Brown Swiss Dairy Cow Score Card. Each trait is given a numerical score between 50 and 99 points and a corresponding rating as listed in section VIII.A. Each breakdown trait will be weighted as indicated in parenthesis in determining Final Score. Consideration can be given for age of animal and stage of lactation.
 - 1. **Strength and Substance (15)**
 - 2. **Dairy Quality (15)**
 - 3. **Rump (10)**
 - 4. **Mobility (20)**
 - 5. **Mammary System (40)**
- B. Final Score - will reflect the degree to which the animal approaches the optimum expression of the five breakdown traits. The final score will be calculated from the numeric value traits weighted as above.
- C. **Bulls** will be scored for the following breakdown traits with weighting in parenthesis. Strength and Substance (25), Dairy Quality (25), Rump (20) and Mobility (30). They will also be scored for the first 9 linear traits.

VIII. CLASSIFICATION STANDARDS

- A. The Final Score is numerical and will be categorized according to the following standards:
 - 1. **"Excellent"** - Animals which score 90 to 95 points.
 - 2. **"Very Good"** - Animals which score 85 to 89 points.
 - 3. **"Good Plus"** - Animals which score 80 to 84 points.
 - 4. **"Good"** - Animals which score 75 to 79 points.
 - 5. **"Fair"** - Animals which score 65 to 74 points.
 - 6. **"Poor"** - Animals which score 60 to 64 points.
- B. Maximum Score:
 - 1. First lactation "V89"; maximum Mammary "E90"
 - 2. Second lactation "E91"
 - 3. Third lactation "E93" - must be on official test
 - 4. Fourth lactation "E94" - must be on official test
 - 5. Fifth lactation - eligible for "E95" - must be on official test
- C. Requirements for "E93", "E94", & "E95"-point cows:
 - 1. For a cow to score "E92", she must be in third lactation or later.
 - 2. For a cow to score "E93":
 - a. Must be in third lactation or later, on official test.
 - b. Must be currently scored at least "E91".
 - c. Must be milked out.
 - d. Must be walked.
 - 3. For a cow to score "E94":
 - a. Must be currently scored at least "E92".
 - b. Must be in at least fourth lactation, on official test.
 - c. Must be different lactation than previous score.
 - d. Must be different classifier than previous score.
 - e. Must be milked out.
 - f. Must be walked.
 - g. The classifier must verify with the national office, as soon as practical, the cow's eligibility to be "E94".
 - 4. For a cow to score "E95":
 - a. Must be currently scored at least "E94".
 - b. Must be in at least fifth lactation, on official test.
 - c. Must be different lactation than previous score.
 - d. Must be different classifier than for previous score level.
 - e. Must be milked out.
 - f. Must be walked.
 - g. The cow may be nominated for "E95" by the classifier; however, before the final score is official, the classifier must call the office as soon as practical to verify the cow is eligible to be "E95" and a second classifier after a minimum of 48 hours and within 30 days must confirm the final score at the owner's expense.
- D. Excellent Cows can only increase 2 points per classification while meeting lactation requirements.
- E. Cows will be eligible for Permanent Score at their third lactation.
- F. Dry cows are not scored unless they have no previous classification or are eligible for another multiple "E".

IX. MULTIPLE EXCELLENT PROGRAM

The "Multiple Excellent" program recognizes cows that remain "Excellent" in Final Score to an advanced age. Each additional multiple "E" requires an additional lactation from when she received the previous "E".

- A. A cow classified "Excellent" for the first time shall be designated "E".
Minimum 2nd lactation.
- B. An "E" cow which is reclassified and retains her "E" rating shall be designated a "2E" cow. Minimum age - 5 years and 3rd lactation.
- C. A "2E" cow which is reclassified and retains her "E" rating shall be designated a "3E" cow. Minimum age - 7 years and 4th lactation.
- D. A "3E" cow which is reclassified and retains her "E" rating shall be designated a "4E" cow. Minimum age - 9 years & 5th lactation.
- E. A "4E" cow which is reclassified and retains her "E" rating shall be designated a "5E" cow. Minimum age - 11 years & 6th lactation.

X. MISCELLANEOUS RULES AND TERMS

- A. In classifying a cow with a defective quarter when the opposite half of the udder is normal, if the defective quarter is definitely the result of injury or disease, the cow is not to be penalized.
- B. In classifying a cow with one or more quarters admittedly defective at the time of first calving, the udder rating shall be at least one category below that which the cow would receive if the quarter were normal.
- C. If it is evident that a cow was born with only three teats or with two teats grown together, such cows are to be classified "Poor" in Udder.

XI. RESEARCH DATA COLLECTION

The collection of data on Udder Quality is for research purposes, all data will be strictly confidential, and individual cow data or herd data will not be published in any form. For each cow, the classifier will ask the owner to rank the udder quality.

UDDER QUALITY STANDARD:

- 1 - Meaty
- 2 - Thick & Hard
- 3 - Somewhat Coarse
- 4 - Slightly Coarse
- 5 - Fairly Pliable
- 6 - Soft & Silky
- 7 - Very Pliable
- 8 - Completely Collapsible

XII. ISSUANCE OF CERTIFICATES

- A. The classification of each animal evaluated shall be permanently recorded in the office of the BSCBA. The date of classification, five breakdown traits, and Final Score will be available to be applied to the animal's Certificate of Registry.
- B. A Classification Cow Summary for each herd is printed at the time of classification. After an animal is scored the ratings shall be used in Sire Performance Summaries.
- C. Registration certificates submitted to the National Office for cancellation received prior to or at the time of classification will be eliminated from the herd averages. The scores will be used for sire summaries and the normal fee charged.

XIII. RECLASSIFICATION

- A. No herd or individual cow shall be reclassified within three months of the previous classification.
- B. All cows previously classified must be presented for reclassification unless their last classification occurred at 5 years of age or over.
- C. Cows previously classified may be passed if they are dry or were previously classified in their current lactation.

XIV. Any infractions or violations of the Classification Rules will be reported to the Board of Directors for action.

XV. Matters not covered by these rules will be administered by the Executive Secretary of the Association.

TCR-8-23

The Brown Swiss Cattle Breeders' Association of the U.S.A.

800 Pleasant Street, Beloit, Wisconsin 53511-5456

Phone: (608) 365-4474 Fax: (608) 365-5577

www.brownswissusa.com